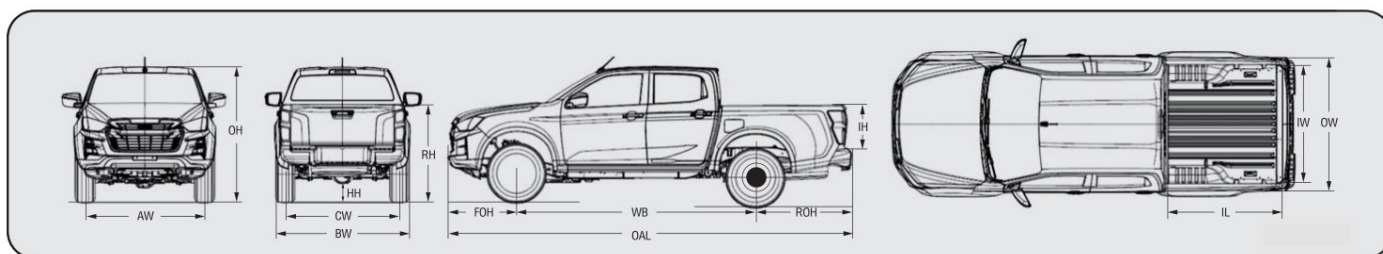


N 60 FF



REV. 1 - MARCH 2023

| | | | | | | | | |
|-----------------|-------------------|------------------|---------------|------------|------------------|-------------------|------------|--------------------|
| SPLASH WHITE | DOLOMITE WHITE | OBSIDIAN GRAY | ISLAY GRAY | RED SPINEL | BIARRITZ BLUE | MERCURY SILVER | ONYX BLACK | VALENCIA ORANGE |
|-----------------|-------------------|------------------|---------------|------------|------------------|-------------------|------------|--------------------|



Dimensions in mm

| OAL | WB | FOH | ROH | OW | IL | IW | IH | AW | BW | CW | OH | HH | RH |
|-------|-------|-----|-------|-------|--------|-------|-----|-------|-------|-------|-------|-----|-------|
| 5.270 | 3.125 | 895 | 1.250 | 1.870 | 1.495* | 1.530 | 490 | 1.570 | 1.835 | 1.570 | 1.790 | 240 | 1.340 |

* at floor of bed 1.571

Engine

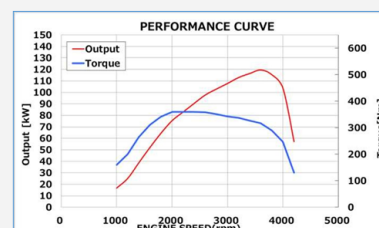
Euro 6d



*Image for reference only

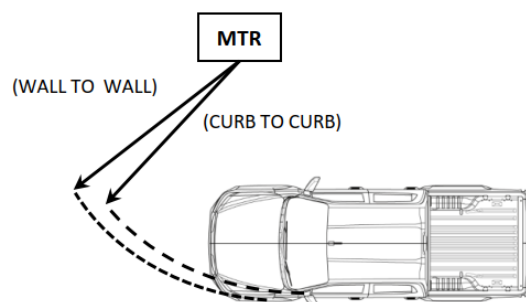
| | |
|-------------------------|--------------------------|
| Power Max | 120 kW (164hp) /3600 rpm |
| Torque Max | 360 Nm /2000-2500 rpm |
| Bore x Stroke | 80 x 94.4 mm |
| Displacement | 1,898 cm ³ |
| Compression ratio | 15.9 : 1 |
| Injection pressure | 2500 bar |
| After-treatment devices | LNT/DPD + SCR |
| Diesel tank B7 | 76 ℓ |
| Adblue tank | 14.5 ℓ |
| Generator | 12V - 120A |

4 cyl. in line with double overhead camshaft and 16v, timing chain and electronic common rail injection. Turbocharger with electric actuated variable geometry system, water-cooled intercooler and double EGR circuit with EGR coolers.



| WLTP | M/T | A/T |
|--|-----|-----|
| Fuel consumption Combined Cycle ℓ/100 km | 8,4 | 9,2 |
| CO2 emission Combined Cycle g/km | 220 | 241 |

| Turning diameter (m) | |
|----------------------|--------------|
| WALL TO WALL | CURB TO CURB |
| 13.0 | 12.5 |



ISUZU reserves the right to change specification and equipment without notice. Details of specifications and equipment mentioned or shown in this brochure are also subject to change to meet government requirements and product development. Accessories and equipment shown in this brochure have been used for illustrative purpose only. Photos may included accessories. Please inquire at your local ISUZU distributor or dealer for more complete details on available models and their specification. Note: The colour in the photos included into this brochure, could be different from the original vehicle colour.

WEIGHTS

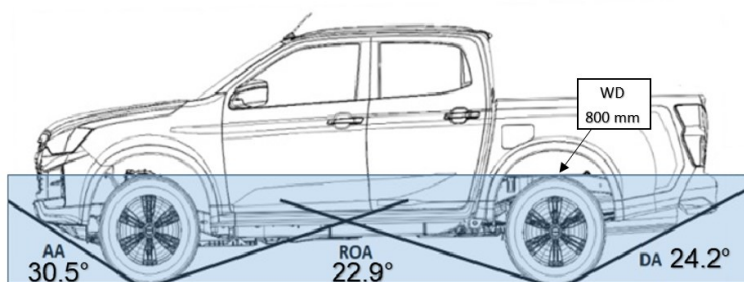
| | GVW | GTW | GCW | Curb weight (in running order) |
|-----|-------|-------|-------|--------------------------------|
| M/T | 3.100 | 3.500 | 6.000 | 2.075 |
| A/T | 3.100 | 3.500 | 6.000 | 2.105 |

WHEELS AND TIRES

| | |
|-------------|--|
| TIRES | 265/60R18 |
| WHEELS | 18" x 7.5J Alloy (MATT DARK GRAY met.) |
| SPARE WHEEL | Acciaio |

OFF ROAD

| |
|-------------------------------------|
| Under body protections |
| 4X4 Part Time with Shift on the Fly |
| Rear axle differential lock |



| GEARBOX | 1ST | 2ND | 3RD | 4TH | 5TH | 6TH | R |
|----------------|-------|-------|-------|-------|-------|-------|-------|
| M/T MVL-6S | 4,942 | 2,452 | 1,428 | 1,000 | 0,749 | 0,634 | 4,597 |
| A/T AWR6B45-II | 3,600 | 2,090 | 1,488 | 1,000 | 0,687 | 0,580 | 3,732 |

Final Drive Ratio 4.300 (43/10), with Low Range reduction (4L) 2.482 : 1

| | | | |
|-------------------|--|--------------|------------------|
| FRONT SUSPENSIONS | Independents with double wishbone and coil springs | FRONT BRAKES | Ventilated Discs |
| REAR SUSPENSIONS | Leaf springs | REAR BRAKES | Drums |

STANDARD EQUIPMENT

| | | |
|--|--|--|
| Start&Stop | Front heated seats | Automatic headlight with automatic high beam |
| Cruise Control | Leather and eco-leather seats | Automatic light off |
| Steering wheel controls | Driver's seat lumbar adjustment | Front and Rear fog lamp |
| Adjustable speed limiter (30 - 160km/h) | Driver's seat 8 power adjustments | Dual Zone climate control air conditioning |
| Hill Start Aid and Descent Control (HSA-HDC) | Height and Depth Steering wheel adjustment | Rear ventilation duc |
| Multi Collision Brake | Passive Entry and Start System | Front doors speaker |
| Power and heated rearview mirrors | Remote Keyless Entry | Rear doors speaker |
| Power fold rearview mirrors | Rear bumper integrated into the body | Tweeter |
| Inside rearview mirror self diming type | A-Pillar and B-Pillar Assist Grip | Roof Speakers |
| Windscreen wipers with rain sensor | Tailgate handle with Key | 8 Airbags |
| Windshield washer nozzle on wiper arm | Side Step | Passenger Airbag cut-off switch |
| Rear window defogger | Alarm system | E-call (Emergency call) |

Pre-crash Active Safety

Warning, Decelerating* and Braking to avoid collisions—
FCW-AEB-MAM*
Blind Spot Monitoring-BSM
Emergency Stop Signal-ESS

Athermic windshield

With IR cut, UVA and UVB filtering

Parking Aids

8 Sensors; Rearview camera;
Rear Cross Traffic Alert—RCTA

Line Support System

Active and Passive support
(LKAS*-LDWS-LDP-ELK-EPS)

*Only for Automatic Gearbox



Midi Europe recommends:



ISUZU Entertainment

Multimedia Display Touch 9", AUX, USB
Android Auto and Apple CarPlay with WI-FI and
Bluetooth, Maps and navigator with Android Auto and
Apple Carplay, MirrorLink and Miracast, CD, DVD, DAB+

Speed Assistance System

Adaptive Cruise Control— ACC*
Traffic Sign Recognition— TSR
Intelligent Speed Limiter— ISL
Manual Speed Limiter - MSL

Advanced Features

Welcome Light – Follow me home
Automatic Doors Lock
Automatic light off

LED Rear headlamp

Front Combination Light Bi-LED

With Automatic Leveling

ISUZU reserves the right to change specification and equipment without notice. Details of specifications and equipment mentioned or shown in this brochure are also subject to change to meet government requirements and product development. Accessories and equipment shown in this brochure have been used for illustrative purpose only. Photos may included accessories. Please inquire at your local ISUZU distributor or dealer for more complete details on available models and their specification. Note: The colour in the photos included into this brochure, could be different from the original vehicle colour.